




# JYOTI NIVAS COLLEGE AUTONOMOUS (UG), BENGALURU

## ADMISSION-2025 HELP GUIDE

<https://inc.collegephins.com/ug/admission/>

UG ADMISSION SIGN IN 2025-26




**JYOTI NIVAS COLLEGE AUTONOMOUS**  
HOSUR ROAD, KORAMANGALA BENGALURU - 560095

Email/Mobile Number\*

Password\*

**SIGN IN**

**NEW REGISTRATION**

[Click here to help](#) 

[Forgot Password?](#)


Note: For the best experience use "Google Chrome" Browser.

©2024-25 **CollegePhins** The Wings of an Education.



## Step 1: Click on New Registration button

UG Admission Registration 2025-26 [Help](#)



**JYOTI NIVAS COLLEGE AUTONOMOUS**  
HOSUR ROAD, KORAMANGALA BENGALURU - 560095

Full Name(As per the SSLC Marks Card)\*

Date of Birth\*  
dd-mm-yyyy

Mobile Number\*

Email\*


New Password\*

Confirm Password\*

**REGISTER**

## Step 2: Login with credentials

UG ADMISSION SIGN IN 2025-26



**JYOTI NIVAS COLLEGE AUTONOMOUS**  
HOSUR ROAD, KORAMANGALA BENGALURU - 560095

Email/Mobile Number\*

Password\*

**SIGN IN**

**NEW REGISTRATION**

[Click here to help](#) [Forgot Password?](#)

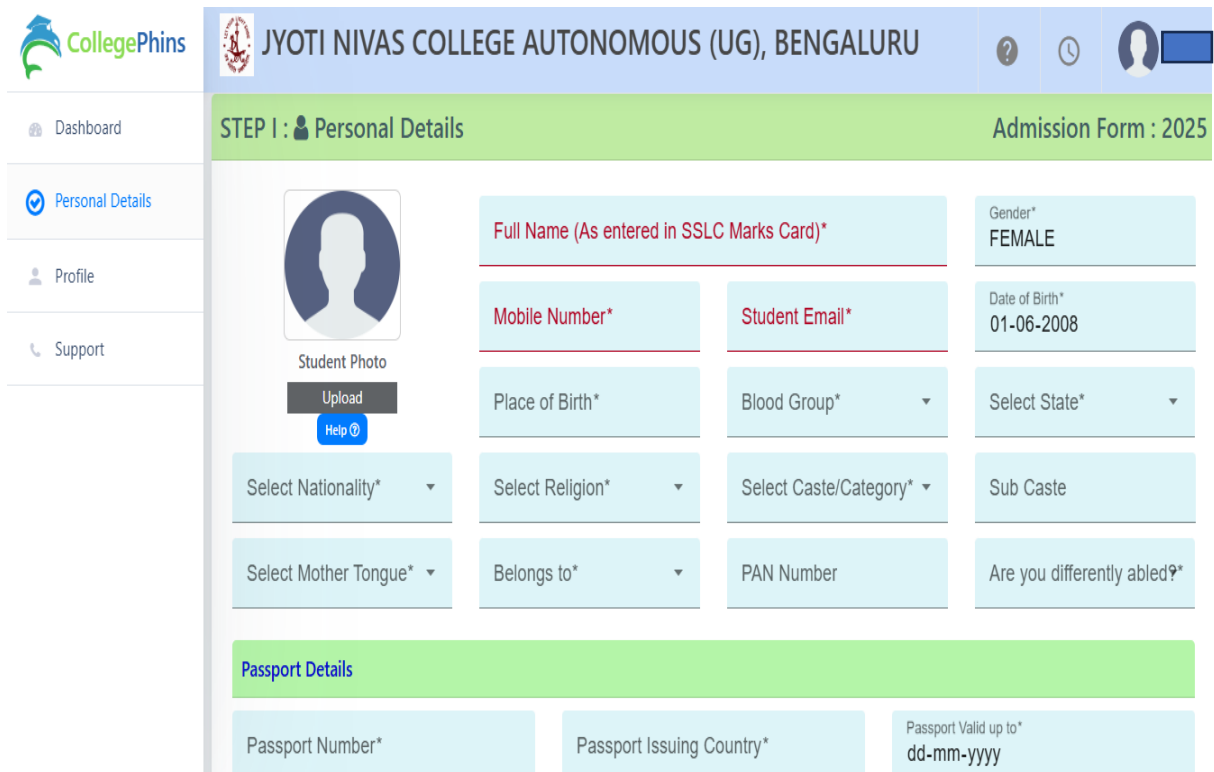
Note: For the best experience use "Google Chrome" Browser.

©2024-25 CollegePhins The Wings of an Education.

### Note:

- Login with credentials with was created in step 1.
- Login with email id or mobile number and password.

## Step 3: Personal Details



CollegePhins

JYOTI NIVAS COLLEGE AUTONOMOUS (UG), BENGALURU

STEP I : Personal Details Admission Form : 2025

Dashboard

Personal Details

Profile

Support

Student Photo

Upload

Help

Full Name (As entered in SSLC Marks Card)\*

Gender\*  
FEMALE

Mobile Number\*

Student Email\*

Date of Birth\*  
01-06-2008

Place of Birth\*

Blood Group\*

Select State\*

Select Nationality\*

Select Religion\*

Select Caste/Category\*

Sub Caste

Select Mother Tongue\*

Belongs to\*

PAN Number

Are you differently abled?\*

Passport Details

Passport Number\*

Passport Issuing Country\*

Passport Valid up to\*  
dd-mm-yyyy

### Note:

- In step 3 fill details of Students, Employment and Family
- Field mention with \* are mandatory other are optional
- Click Next

### Note:

Document size should be max 200kB, if document size exceeds more than 200KB compress the file size to 200KB

Tool to compress: <https://compressjpeg.com/>

## Step 4: Education Qualification Details

**10th/SSLC Details**

SSLC Board Name\* OTHER | Other Board Name\* | Institution Name \* ST LAWRENCE HIGH SCHOOL

Select State\* KARNATKA | Year of Passing\* 2020 | Month of Passing \* MAY

No. of Attempt\* 1

10th/SSLC MARK INFO		
SUBJECT	MAX MARKS	10th/SSLC MARKS SCORED
Subject Name	Max Mark	Enter 10th/SSLC Mark
Subject Name	Max Mark	Enter 10th/SSLC Mark
Subject Name	Max Mark	Enter 10th/SSLC Mark
Subject Name	Max Mark	Enter 10th/SSLC Mark
Subject Name	Max Mark	Enter 10th/SSLC Mark

### Note:

- In step 4 fill details of previous education information, Marks
- Field mention with \* are mandatory other are optional
- Click Next

## Step 5: Programme and Language Opted

Step : III Programme and Language Opted | Admission Form : 2025

Second Language Opted\*

SELECT ONE PROGRAMME FROM THE AVAILABLE OPTIONS					
COMMERCE			BCA		
PROGRAMME CODE	PROGRAMME NAME	ACTION	PROGRAMME CODE	PROGRAMME NAME	ACTION
B.Com	B.Com	Select	BCA	BCA	Select
BBA	BBA	Select	BCA-DATA SCIENCE	BCA-DATA SCIENCE	Select
BCOM-Logistics & Supply Chain	BCOM-Logistics & Supply Chain	Select			
BCOM-Travel Management	BCOM-Travel Management	Select			

- In Step 5, select the program and language you want, then click on "Submit"

## Step 6: Payment

Application Fee

**Rs. 500.00**

Application Fee is Pending

Pay Now

Payment History

Date	Paid Amt.	Transaction ID	Status
Fee Paid info not found.			

«PREVIOUS

- Click "Pay Now" to proceed with the application fee payment.

CollegePhins

JYOTI NIVAS COLLEGE AUTONOMOUS (UG), BENGALURU

Dashboard / Status

APPLICATION STATUS

Application Successfully Applied

VIEW APPLICATION

View/Print

Dashboard

Personal Details

Academic Info

Programme and L...

Payment

Profile

### NOTE:

- To View Application form in pdf format, click on button called "view /print application "
- TO Edit / correct any mistakes in form click on option list called "Personal details", "Education qualification", "Coursespecialization.**

